

# Día de los Muertos

*Día de los Muertos*, or Day of the Dead is a holiday which is largely celebrated in Mexico and takes place every year between October 31<sup>st</sup> and November 2<sup>nd</sup>. Día de los Muertos is a colorful celebration to keep the memory of loved ones alive by honoring their life.



[El Dia de los Muertos decorations](#)

In Mexico, parades are held in the streets with music and dancing and people attend festivals decorated with *papel picado* (intricate paper cut banners) and marigolds.

To get in the spirit, people often wear masks or paint their faces like skulls. The colorful, flowery designs remind us to not fear death, but celebrate life.

Many people make ornate altars or, *ofrendas* dedicated to those who have passed away to remember them and pay homage.

On the altar are things which represent what was important to a person before they passed away such as their favorite foods, books, and other items.



[Ofrenda](#)

Also decorating the altar are colorful paper crafts, along with *calavaras* (decorated sugar skulls), candles and *copal* incense.



Pan de muerto

*Pan de muerto* is a traditional sweet bread which is eaten around the time of Día de Los Muertos. It frequently has decorations on top which resemble bones and is baked in a round to represent the circle of life. *Pan de muerto* is often placed as an offering, on the altar to honor the dead and welcome them to the land of the living during this time.

People dress up on Día de los Muertos and paint their faces to look like *calaveras* (colorful flowery depictions of skulls). But despite the sweet treats, dressing up, and occurring around the same time of year, Día de los Muertos is not like Halloween. Día de los Muertos is a time, not to be sad or fearful of the departed, but instead to celebrate and remember them.



[La Catrina, by print maker José Guadalupe Posada- 1913](#)

**Día De los Muertos is a colorful celebration of the memories of those who have passed.**

Try these fun activities for your celebration of life:

1. Word search and crossword puzzle
2. Coloring pages
3. Make your own Dancing Skeleton

Coloring pages, and word search from [azcentral.com](http://azcentral.com) Día de los Muertos Teacher pack



# Word Search

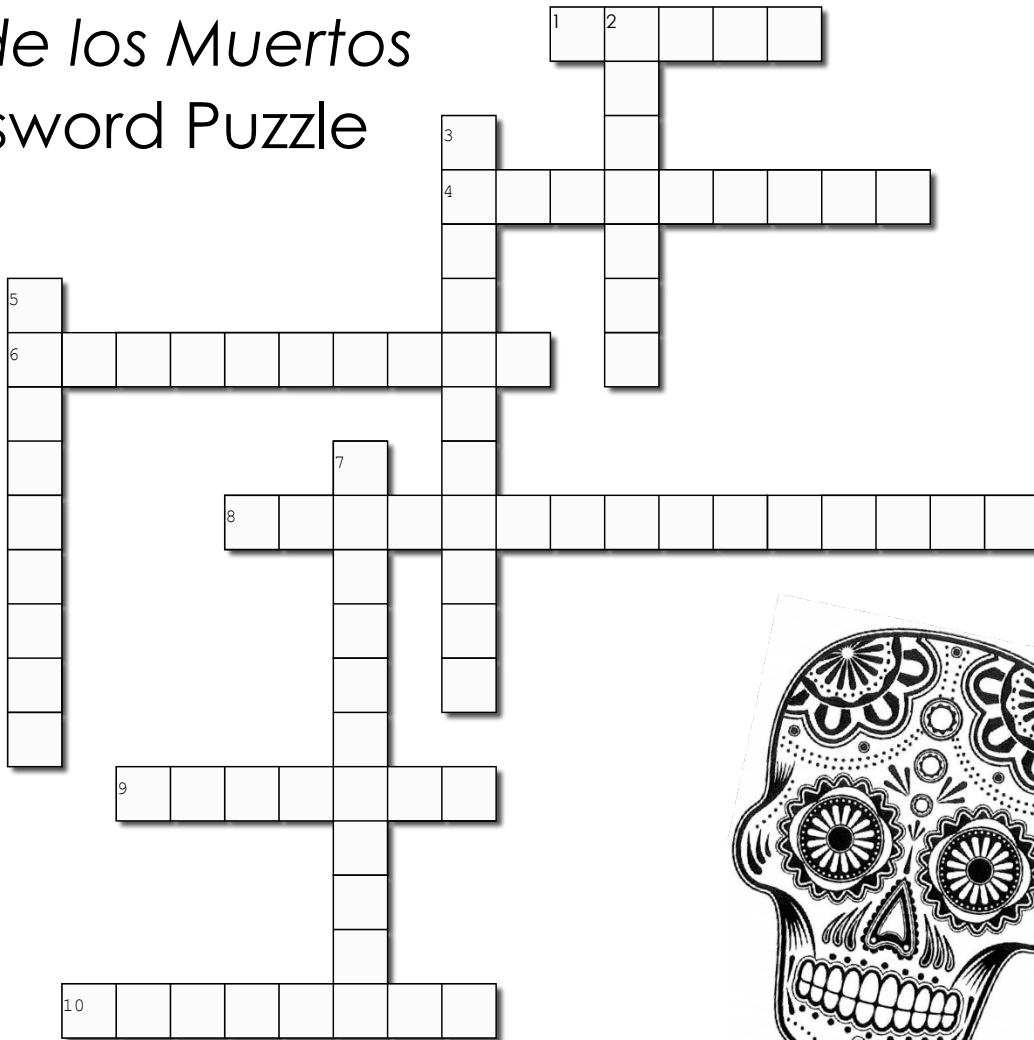
Find these words in the grid above. Keep in mind that the words may be hidden vertically, horizontally, diagonally or backwards.

P A P E L P I C A D O C W  
A L T R E P I Ñ A T A D M  
N T Z A R A P E Í N X R A  
D A Y O F T H E D E A D R  
E R I F U L A L K U C L I  
M E M R A R E V A L A C A  
U S E E F S P Y L O S A C  
E O R N G M O L E A M S H  
R T W D E D K Q R H E C I  
T I C A L A C A E T H A S  
O L Z B Q N C E R A S R Y  
F E G L B S E C L U D O I  
G G E E Á O B S J W Q N K  
R N P M K C O P A L U E L  
M A R I G O L D M R E S N

- |                    |                   |               |
|--------------------|-------------------|---------------|
| 1. ofrenda         | 8. copal          | 15. Oaxaca    |
| 2. papel picado    | 9. ceras          | 16. angelitos |
| 3. piñata          | 10. calavera      | 17. mole      |
| 4. altar           | 11. cascarones    | 18. máscara   |
| 5. day of the dead | 12. candles       | 19. dulces    |
| 6. calaca          | 13. marigold      | 20. mariachis |
| 7. zarape          | 14. pan de muerto |               |



# Dia de los Muertos Crossword Puzzle



## Across

1. Burning incense left at altars
4. Souls of children who have died
6. Colorful iced sugar skulls
8. Day of the Dead
9. An iconic image of a skeleton woman  
Drawn by Jose Guadalupe Posada
10. Flor de Muerto, yellow and  
orange flowers symbolizing death

## Down


2. Display and offerings to honor the dead
3. Bread of the dead
5. Whimsical skeleton figure that represents  
death
7. The art of Mexican paper cutting


## Word Bank

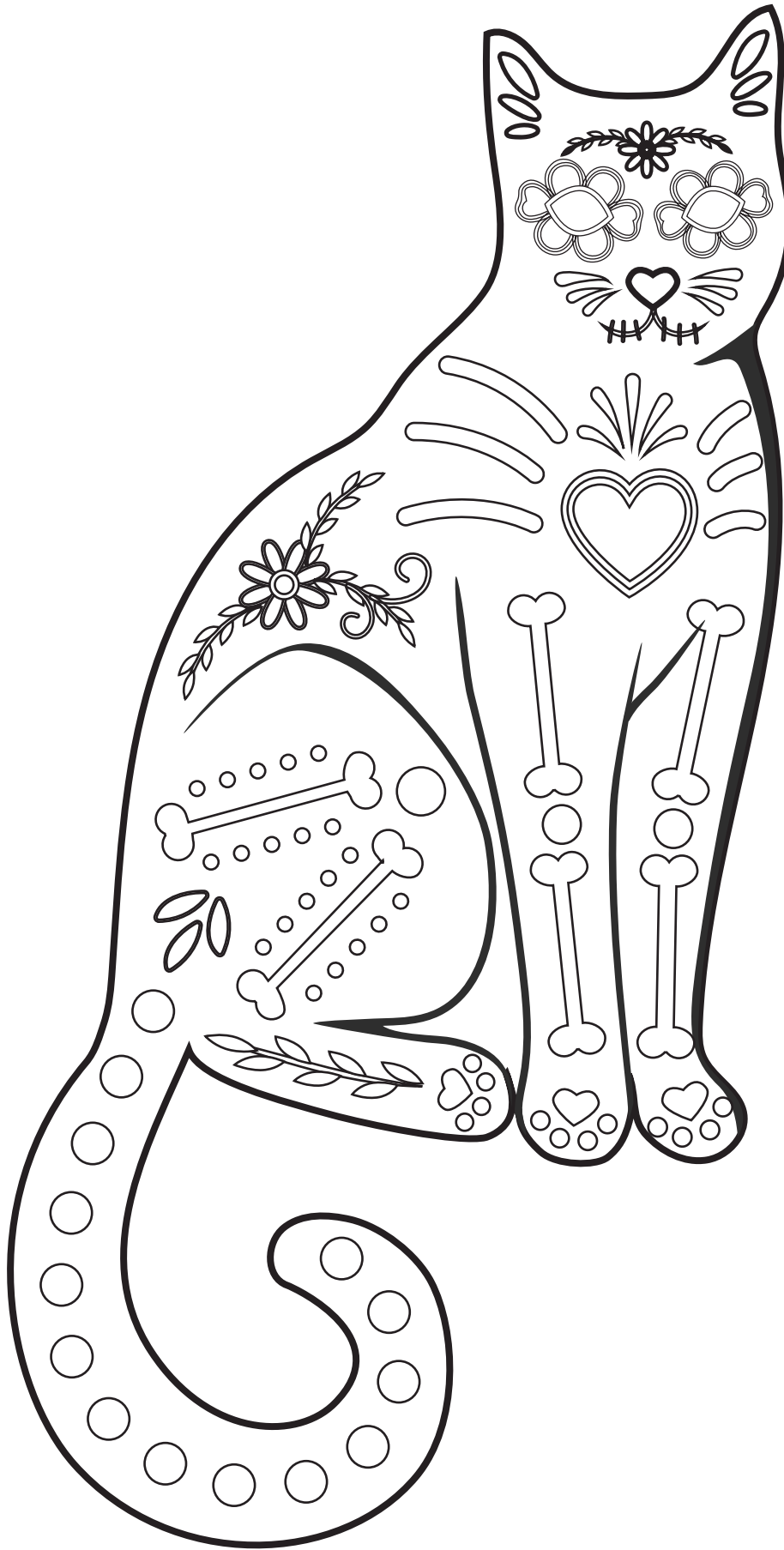
Alfeniques  
Angelitos  
Calaveras  
Catrina

Copal  
Dia de los Muertos  
Marigold  
Pan de Muerto

Papel Picado  
Ofrenda














# Coloring Pages






# Dancing Skeletons

Let's start with <sup>THE</sup> ARMS

1. Take a skeleton body & an arm w/string - attach them with a paper fastener



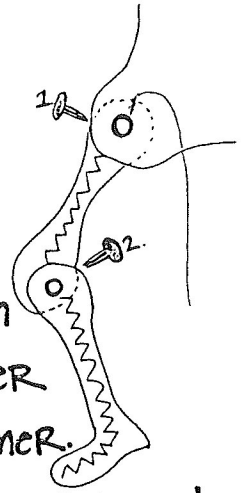
2. Get another paper fastener. Attach an arm w/hand at the elbow.

3. Repeat on other side of the skeleton.



Time for the LEGS...

1. Using a paper fastener - attach the leg w/string to the hip.

2. Take a leg w/foot & attach at the knee with another paper fastener.



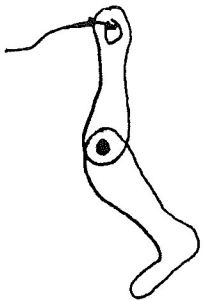
3. Repeat on other side of the body.

Gently pull the string to make your skeleton **DANCE!**  

## Beginning Basics

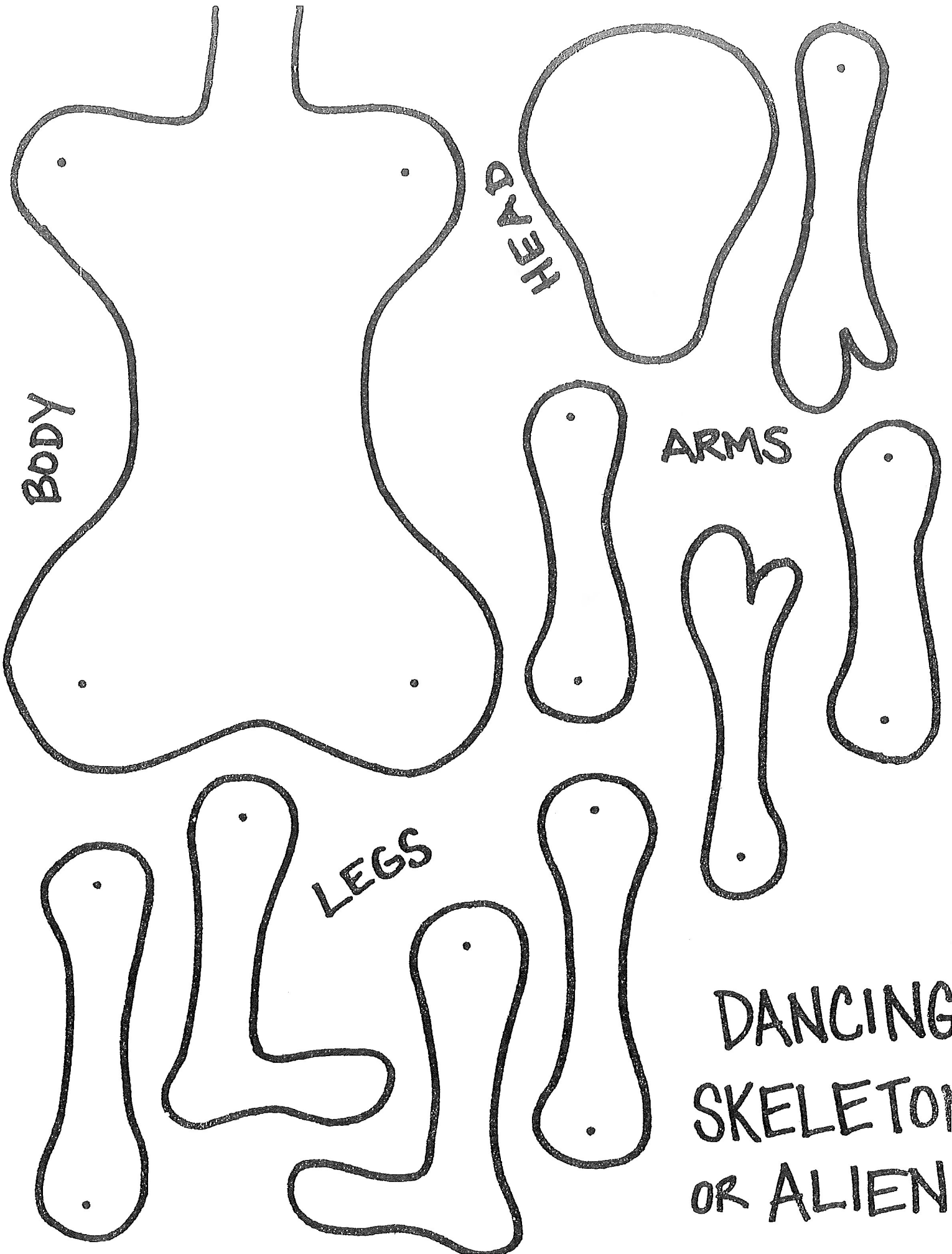
→ cut out parts & punch holes on dots

→ attach string to legs & arms (top half)



## Supplies

- MARKERS OR Brightly colored Crayons
- SCISSORS
- brads (paper fasteners)
- glue or tape (for head)
- string






BODY

HEAD

ARMS

LEGS

DANCING  
SKELETON  
OR ALIEN





## Resources:

NM True TV - Dia de los Muertos Marigold Parade

<https://www.youtube.com/watch?v=iinDrddZRto&feature=youtu.be>

2018 Muertos y Marigolds Parade and Celebration

<https://www.youtube.com/watch?v=SdeziyWI-LA&feature=youtu.be>

The traditions of Dia de los Muertos

<https://www.nationalgeographic.com/travel/destinations/north-america/mexico/top-ten-day-of-dead-mexico/>

Day of the Dead website with history, traditions, recipes and more

<https://dayofthedead.holiday/>

Award Winning CGI 3D Animated Short Film: "Dia De Los Muertos" - by Team Whoo Kazoo | TheCGBros

<https://www.youtube.com/watch?v=jCQnUuq-TEE&feature=youtu.be>

National Geographic photo resource library on Dia de los Muertos

<https://www.nationalgeographic.org/media/dia-de-los-muertos/>

Honoring our Ancestors: Smithsonian Latino Virtual Museum Day of the Dead/ Día de los Muertos – Google Arts and Culture online exhibition

<https://artsandculture.google.com/exhibit/honoring-our-ancestors/pAJCjUNS7L8iIA>

Dia de los Muertos K-12 Educators Guide – UNM Latin American and Iberian Institute

<https://laili.unm.edu/info/k-12-educators/assets/documents/dia-de-los-muertos/complete-guide.pdf>

Day of the Dead Teachers Packet from AZCentral.com

[http://archive.azcentral.com/ent/dead/teachers/teacherpacket\\_edited.pdf](http://archive.azcentral.com/ent/dead/teachers/teacherpacket_edited.pdf)

## Books:

Ancona, G. (1993). *Pablo Remembers: The Fiesta of the Day of the Dead*. New York, NY: Lothrop, Lee & Shepard Books.

Johnston, T., Winter, J. (1997). *Day of the Dead*. New York, NY: Voyager Books.



**Lulu celebrating Dia de los Muertos!**