


Symbols are non-worded images that represent or stand for an idea. Symbols cut across languages and cultures. They have multiple meanings. They can be realistic or abstract. Symbols are often used on signs and for logos. Think about how we use symbols today. How might they have been used in a similar way in the past?

Match these symbols with their meaning.




Please recycle



Music











Wifi








No smoking

Use one or two words to describe what the following symbols mean to you.

Here are some ideas of what these symbols may mean along with their Chinese characters.


PEACE		和平
LOVE		爱
HAPPINESS		幸福
HARMONY		融洽
PROSPERITY		繁荣
LUCK		福
JUSTICE		正義
FRIENDSHIP		友谊

Make your own Chinese Fortune Teller!

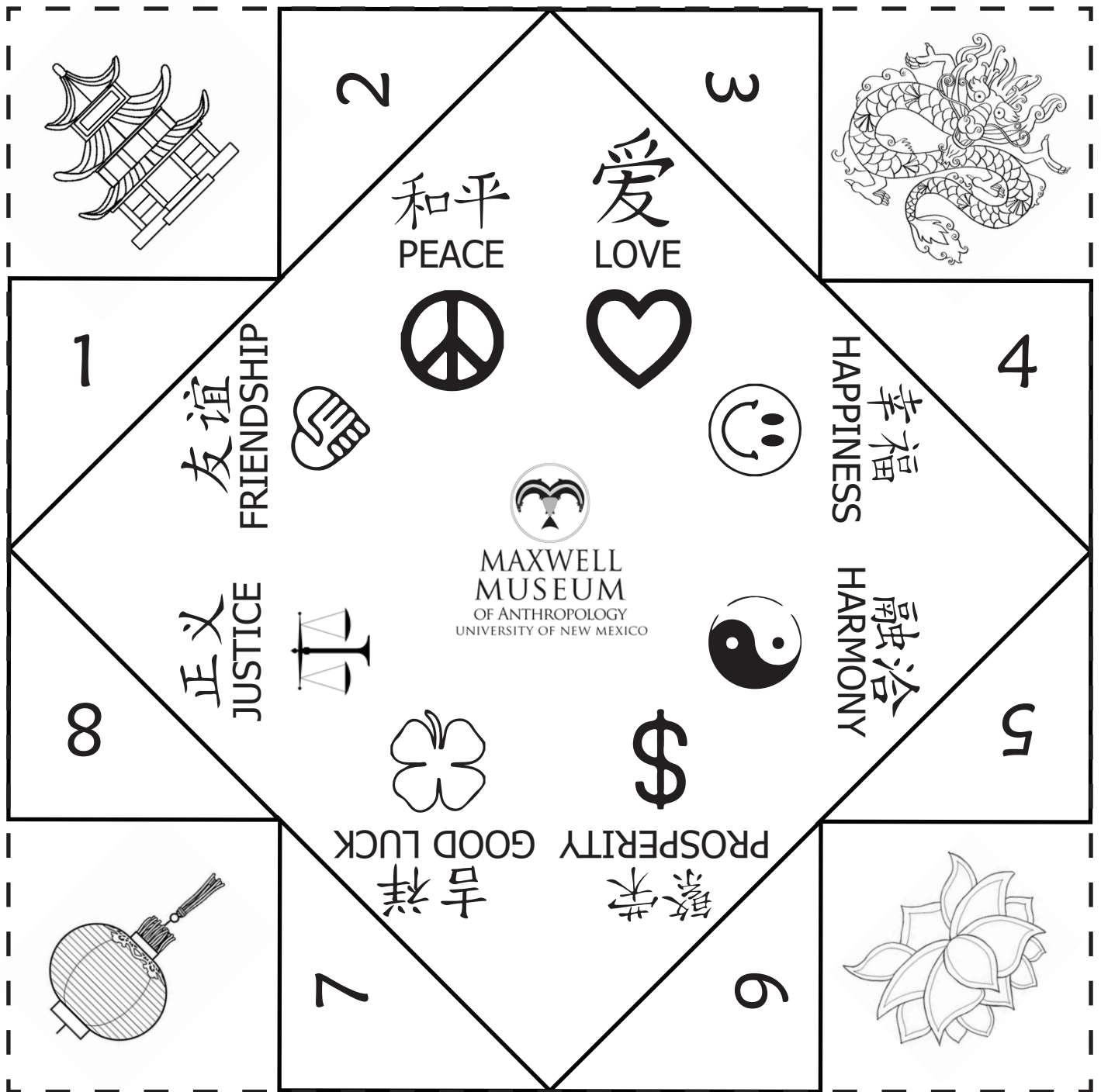
A Fortune Teller is a fun game to play with someone to grant their fortune.

1. Print off the blank fortune teller and fill in the meaning of the fortunes yourself. Or use the one already completed or design your own.
2. Color the project as you wish.
3. Cut the square out along the dotted lines.
4. Starting with the blank side up, fold your model like instructed below.
5. Pick a lucky person to grant their fortune.
6. Have that person pick a number between 1 and 8.
7. Open and close your fortune teller that many times.
8. Have the person pick a number shown on the model.
9. Open and close your fortune teller that many times.
10. Have the person pick a number shown on the model.
11. Open that flap to reveal that person's fortune.
12. Now switch to have your fortune told!

Chinese Fortune Teller




Chinese Fortune Teller

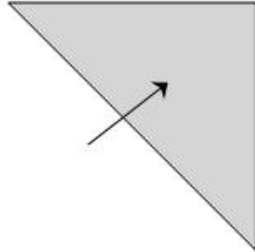


Fortune teller instructions

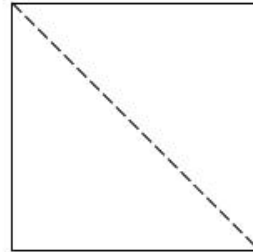
Instructions



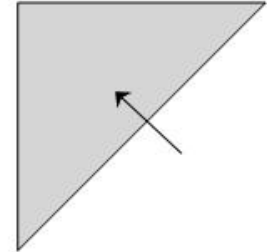
Take a square of paper.



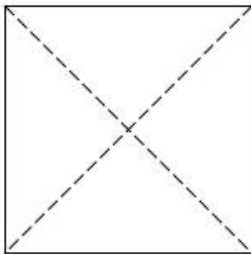
Fold it over like this.



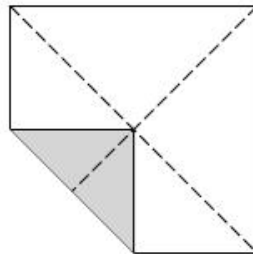
Unfold it.



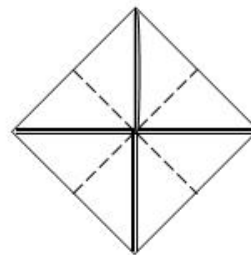
Now fold it the other way.



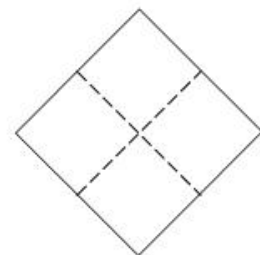
Unfold it and your paper should look like this.



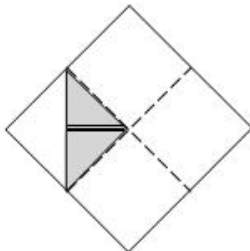
Fold all 4 corners to the center of the square so the points just touch it.



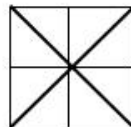
Your paper should look like this.



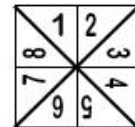
Flip your paper over so the folds you just made are turned down.



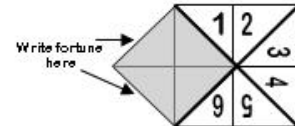
Fold the corners to the center again.



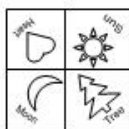
Your paper should look like this.



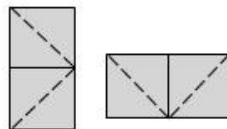
Write the numbers 1-8 as shown above. Two on each flap.



Add your 8 fortunes by lifting each flap and writing a fortune under each number.



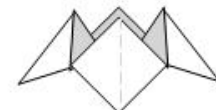
Flip your paper over and add a color or a different object you can spell to each section.




Fold it sideways like Figure 1 then unfold it. Now fold it up like Figure 2.



Put your fingers under the 4 open corners.



Here is how it looks finished and open.




There are 3 ways
to ultimate success:

The first way is to be kind

The second way is to be kind

The third way is to be kind

— FRED ROGERS —



This quote is attributed to Fred Rogers (1928–2003), an American television personality who hosted the popular children’s show *Mister Rogers’ Neighborhood* for more than three decades. The recipient of many awards, Rogers received the Presidential Medal of Freedom in 2002 for his contributions to children’s well-being and education.





Lulu with her kindness badge. Nice use of symbols, Lulu!