

MAXWELL MUSEUM OF ANTHROPOLOGY

Educational Programs and Reservation Information



MAXWELL
MUSEUM
OF ANTHROPOLOGY
UNIVERSITY OF NEW MEXICO

For Schools and Community Groups

Maxwell Museum of Anthropology • Education Division
MSC01 1050 • 1University of New Mexico
Albuquerque • NM 87131-0001
Phone 505.277.2924 • Fax 505.277.1547

<http://www.maxwellmuseum.unm.edu> • amygro@unm.edu

About the Maxwell Museum of Anthropology

OUR HISTORY

The Maxwell Museum of Anthropology is Albuquerque's window on human culture and development. Founded in 1932, the Maxwell was Albuquerque's first and, for a time, only museum.

OUR LOCATION

The Maxwell Museum is located on the campus of the University of New Mexico and is part of the College of Arts and Sciences.

OUR MISSION

The primary objective of the Maxwell Museum is to foster academic research and thereby to contribute to the growth of anthropological knowledge. Simultaneously, the Museum is dedicated to the education of school children as well as the general public.

OUR COLLECTIONS

Although the Museum has collections from all over the world, our primary emphasis is on Southwest Archaeology and Ethnology. The Maxwell also maintains the tenth largest repository for human skeletal remains in the United States. Finally, the Maxwell houses a Photo Archive and shares the Clark Field Library with the Anthropology Department.

PUBLIC OUTREACH

The Maxwell Museum offers public lectures and demonstrations. Our store has a fine selection of Native American Art as well as books, jewelry and cards.

EDUCATIONAL OUTREACH

The purpose of the Education Division is to bring anthropological concepts and information to the wider public via informal lectures as well as experience-based activities. All educational programs are based on museum collections as well as scholarly research.

General Information

PHONE NUMBERS

EDUCATION DIVISION: 277-2924
ADMINISTRATION: 277-4405
PUBLIC PROGRAMS: 277-1400
MUSEUM STORE: 277-3700

WEB ADDRESS

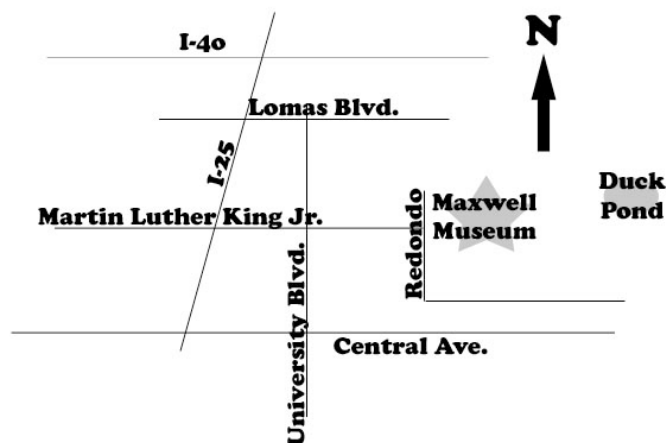
<http://www.maxwellmuseum.unm.edu>

MUSEUM HOURS

Tuesday - Saturday: 10am - 4pm

Location

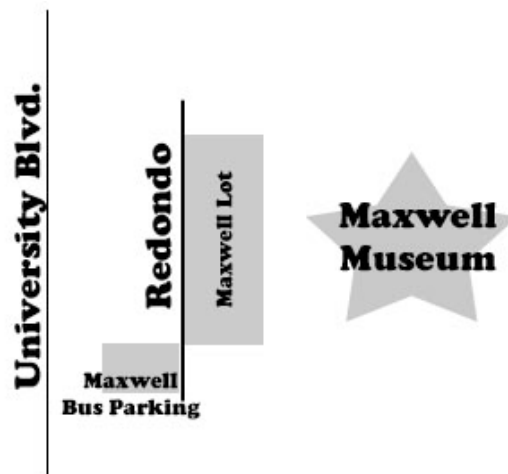
The Maxwell Museum of Anthropology is located on the western edge of the University of New Mexico. It is off of Redondo Drive, just east of University Boulevard, between Central and Lomas. From I-25, take the Martin Luther King exit heading east. Martin Luther King Drive will end on the University campus at Redondo. Go North about one block and the Maxwell will be on your right. Use the South Entrance.



Parking Information

Parking at the Maxwell is subject to University Policy.

Due to the limited parking at the University of New Mexico, visitors to the Maxwell are restricted to ONE HOUR of free parking in the Maxwell Museum's lot. There is free parking for school buses. Scheduled tour groups traveling by car may reserve up to five spaces for the duration of the tour only! For more parking information, call the University's Parking Services Department at 277-1930.



Educational Programs

PROGRAMS

WHAT IS OUR PROGRAM SELECTION?

There are approximately eleven different programs in our repertoire. The themes are:

- Southwest Archaeology
- Biological Anthropology
- Native American Ethnology
- Hispanic Ethnology
- World Music

We offer Museum-Guided Tours, Traveling Trunk Exhibits, and Checkout Kits. **ALL PROGRAMS ARE APPROXIMATELY ONE HOUR IN LENGTH!** Most Programs are presented by docents.

WHAT IS A DOCENT?

A docent is a volunteer educator, traditionally associated with museums. All docents complete extensive training in anthropological content, museum education and communication skills.

THE FEES

MUSEUM TOURS

\$10.00 per group

TRAVELING TRUNK EXHIBITS

WITHIN ALBUQUERQUE CITY LIMITS

\$15.00 per group

OUTSIDE ALBUQUERQUE CITY LIMITS

\$15 per group plus mileage

CHECK-OUT KITS

\$15.00 per group

NOTE: Prices and programs are subject to change without notice.

PAYMENT

Payment is due two weeks upon receipt of invoice once program has been completed.

Please mail check or money order to:
Maxwell Museum of Anthropology
Education Division
MSC01 1050
1 University of New Mexico
Albuquerque, NM 87131-0001

You may also pay your docent at the beginning or end of your scheduled program. Make sure to include invoice and/or reference invoice # on check.

How to Schedule an Educational Program

RESERVATION POLICY

RESERVATION FORM

All programs are by reservation only. PLEASE allow a minimum of two weeks for all scheduling requests.

Call (505) 277-2924 to check availability as traveling trunks book early.

Please complete the following Reservation Form and submit at least 2 weeks in advance by mail or fax.

Mail Reservation materials to:

Maxwell Museum of Anthropology
Education Division
MSC01 1050
1 University of New Mexico
Albuquerque, NM 87131-0001

Or Fax: (505) 277-1547

PLEASE NOTE: Reservations are not official until you receive a Confirmation Notice.

GUIDELINES

GUIDELINES for Museum Tours

We want your experience to be as positive as possible. Therefore, we limit group size to 30 and we expect four adults to chaperone school groups.

GUIDELINES for Traveling Trunk Exhibits

In order to have the best possible presentation, we suggest two adults to assist in the activities for all school groups. We limit group size to 30.

GUIDELINES for Check-Out Kits

Our Educational Kits are available for check out on a bi-weekly basis. You are responsible for the pick-up and return of all contents.

SELF-GUIDED TOURS

GUIDELINES for Self-Guided Tours

Although we encourage Museum Guided Tours, we recognize that some will want to tour the museum without a guide. If you wish to bring a group to the museum for a self-guided tour of any of our exhibits, PLEASE CONTACT the Education Division at 277-2924 to ensure that you will not be competing with a scheduled guided tour.

For school groups, we also offer a Children's Museum Workbook that is aligned with our People of the Southwest and our Ancestors exhibits. Please feel free to download those workbooks from our web-site and copy for your students to use during their visit.

Guided Museum Tours

Although you are welcome to visit our galleries without an appointment, consider a docent presentation. Guided tours focus on our permanent exhibits.

EXPLORE SOUTHWEST ARCHAEOLOGY

Explore the legacy of the Southwest from Paleo-Indian times through the early Pueblo periods.

People of the Ancient Southwest

Recommended Ages: all ages

Experience the daily life of ancient people by studying the artifacts they left behind. Your group will dress in replicas of ancient textiles, grind corn, identify pottery styles and weave on basket frames.




EXPLORE BIOLOGICAL ANTHROPOLOGY

Investigate our earliest origins as a distinct species!

Investigating Natural History – Ancestors tour

Recommended Ages: 6th grade and up

Discover what makes us “human”; that is, what distinguishes us from our primate ancestors and cousins: bipedalism, brain capacity, tool use and manufacture, language and culture.



Traveling Trunk Exhibits

Consider the variety of our Traveling Outreach Programs. Explore Biological Anthropology, Southwest Archaeology, Native American, Hispanic and World Cultures with our docents.

EXPLORE BIOLOGICAL ANTHROPOLOGY

Learn how scientists explore the issues surrounding our human distinctiveness by analyzing skeletal differences.

Introduction to Skeletal Biology

Recommended Ages: 5th grade and up

As novice biologists, your group will use calipers to measure and compare morphological features of skull casts. You will use this information to make interpretations about gender and lifestyle.

EXPLORE SOUTHWEST ARCHAEOLOGY

Practice using artifacts and eco-facts to investigate southwestern cultures dating from Paleo-Indian through early Pueblo periods. Your choices include:

Ancient Tools and Technologies

Recommended Ages: 1st - 5th grade

Learn about early technologies of the southwest by using "ancient" tools from our collection. Your group will process yucca, make rope, set traps, "make fire" and use pump drills.

Archaeology Detectives:

Introduction to Site Interpretation

Recommended Ages: 4th grade and up

As amateur archaeologists, you will gather and analyze "clues" from a generic early Puebloan "site". You will use the data to explore fundamental questions about this culture: When they lived; what they ate; what their communities looked like.

EXPLORE WORLD CULTURE

Gain appreciation for other cultures by exploring their artistic traditions. Your choices include Music, Native American Culture, and Hispanic culture.

Instruments from around the World

Recommended Ages: all ages

Explore the richness of world cultures by experiencing folk music: Shake, rattle and blow our collection of musical instruments. Sing, dance and hear music from around the world!



Traveling Trunk Exhibits

EXPLORE NATIVE AMERICAN CULTURE

Encounter the Native American cultures of the Southwest through the study of their artistic traditions. Your choices include:

Weaving in the Southwest

Recommended Ages: all ages

Discover how the people of the Southwest used their environment to produce a variety of baskets and textiles. Participate in one of the following activities and experience the complexity and skill involved in the weaving process:

1. **Paper Weaving:** Use paper strips to make mats or baskets. (Baskets are challenging for young hands.)
2. **Loom Kit** (Add \$10.00 per group for materials): Includes one cardboard loom per individual plus enough yarn to complete a small rug. (Recommended for 4th grade and up.)

Pueblo Pottery

Recommended Ages: all ages

Compare and contrast the many types of Pueblo pottery. Identify the different Pueblo groups. Learn about the materials and techniques used to make a pot by participating in one of the following activities:

1. **Yucca Paintbrush:** Use stone scrapers to make paintbrushes from yucca leaves. (This is an easy activity for all ages.)
2. **Clay Pot** (Add \$10.00 per group for materials.): Includes enough clay for each person to make a pot based on the traditional coil technique. (Recommended for 3rd grade and up.)

Petroglyphs Along the Rio Grande

Recommended Ages: 3rd grade and up

Study the cultural significance of the "rock art" found in the Petroglyph National Monument. Discuss the importance of preservation. Practice making your own images by participating in the following activity:

1. **Magnets:** (Add \$10.00 per group): Scrape your own images on plaster magnets using twig brushes.

The Athabaskan Connection: Navajo and Apache

Recommended Ages: 4th grade and up

Discover Navajo and Apache history, culture and art forms.

1. **Paper Baskets:** Make a paper basket using yarn
2. **Loom Kit** (Add \$10.00 per group for materials): Includes one cardboard loom per individual plus enough yarn to complete a small rug.



Traveling Trunk Exhibits

EXPLORE HISPANIC CULTURE

Study the Hispanic culture of New Mexico: Learn about the early colonists and how their struggle to survive influenced their cultural traditions.

Hearth and Home

Recommended Ages: all ages

Study the arrival of the Spaniards in New Mexico. Learn about the lifestyle of the early colonists: what their homes, food and clothing were like and how they used their environment to survive. Choose an activity that reflects their domestic traditions:

1. **Ramillettes:** Cut "little paper bouquets" out of scrap paper. (This easy activity is good for all ages.)
2. **Tinwork** (Add \$10.00 per group for materials.): Make a small frame from light gauge aluminum. (Difficult for young hands.)

Check Out Kits

Southwest Treasure Box

Recommended Ages: 3rd - 5th grade

Explore the history and culture of New Mexico using this kit. Kit includes teacher's guide and student book with interdisciplinary activities and lessons in Social Studies, Art, Math, Science and Language Arts.

Geraldine Introduces Weaving—"Goat in the Rug"

Recommended Ages: Pre-K - 5th grade

Discover how people of the Southwest produce a variety of textiles. Kit includes teacher's guide, story book, puppet, weaving supplies, and enough looms for 30 students.

North by Southwest: Bering Sea Adventures

Recommended Ages: 3rd - 5th grade

Discover the culture, lifestyle and environment of the people of Alaska living along the Bering Sea coast. Kit includes a teacher's guide and artifacts from the region.

The Santero Tradition

Recommended Ages: all ages

Study Hispanic devotional art from an ethnographic perspective. Learn about the origins of this artistic tradition and consider the cultural significance of the Catholic saints. Choose one of the following activities to create your own artistic tradition:

1. **Painting Retablos:** Use this drawing exercise to practice "observing." Each individual will complete a small cardboard "retablo." (Recommended for 2nd grade and up.)
2. **Tinwork** (Add \$10.00 per group for materials.): Make a small frame from light gauge aluminum. (Difficult for young hands.)

Los Maya

Recommended Ages: K - 8th grade

Explore the world of ancient and contemporary Maya people through hands-on activities, stories, art projects and more. This kit contains a teacher's guide and curriculum, resources, and activities covering history, culture, science, art and math.

Date of Reservation: _____

Invoice #: _____

Maxwell Museum Education Program Reservation Form
(One form per program request please.)

Contact Information

CONTACT NAME

SCHOOL/INSTITUTION

ADDRESS

CITY ZIP

SCHOOL PHONE SCHOOL FAX

HOME PHONE

E-MAIL

Reservation

Please reserve the following program for my class:
(Reservation is NOT official until you receive notice of confirmation). Please select only one activity per trunk.

Guided Tours (\$10.00/group)

- Investigating Natural History – Ancestors Tour
- North Gallery Temporary Exhibition Tour
- People of the Southwest Tour

Traveling Trunks (\$15/group)

- Ancient Tools & Technologies
- Archaeology Detectives
- Athabaskan Connection
 - w/ paper baskets
 - w/ cardboard looms (add \$10/group)
- Hearth & Home
 - w/ ramillettes
 - w/ tin frames (add \$10/group)
- Petroglyphs Along the Rio Grande
 - w/ magnets (add \$10/group)
- Instruments from Around the World
- Introduction to Skeletal Biology
- Pueblo Pottery
 - w/ yucca paintbrushes
 - w/ clay pot making (add \$10/group)
- Weaving in the Southwest
 - w/ paper mats
 - w/ paper baskets
 - w/ cardboard looms (add \$10/group)

Checkout Kits (\$15.00/group)

- China
- El Agua es Vida: Acequias in New Mexico
- Goat in the Rug (includes looms for 30 students)
- Los Maya
- North by Southwest: Bering Sea Adventures
- Santero Tradition
 - w/ retablos
 - w/ tin frames (add \$10/group)
- Southwest Treasure Box

Group Information

GROUP 1

TEACHER/GROUP LEADER NAME (if different from contact person)

TEACHER'S PHONE NUMBER

GROUP SIZE AGE/GRADE LEVEL (please specify)

ADULT CHAPERONES (4 per group is required for tours)

SPECIAL NEEDS (please describe)

DATE FIRST CHOICE TIME

DATE SECOND CHOICE TIME

GROUP 2

TEACHER/GROUP LEADER NAME (if different from contact person)

TEACHER'S PHONE NUMBER

GROUP SIZE AGE/GRADE LEVEL (please specify)

ADULT CHAPERONES (4 per group is required for tours)

SPECIAL NEEDS (please describe)

DATE FIRST CHOICE TIME

DATE SECOND CHOICE TIME

Transportation

We will be arriving by:

- School Bus/Passenger Van
- Car Pool (limit 4 cars)
- Other _____

Education Staff Only

GROUP 1: DATE TIME DOCENT

GROUP 2: DATE TIME DOCENT

Confirmation Invoice Survey Paid

Notes: _____