

Petroglyphs are rock carvings found all over the world made by removing some of a rock's surface by pecking or scraping with a stone tool. In contrast, **pictographs** are images painted on a rock's surface or cave wall.

Pecking results in a 3D relief or "raised carving" of a figure.



Animal petroglyph, Guayabo National Monument, Costa Rica.

Petroglyphs often have symbolic or spiritual meaning to the carvers of the past and their descendants today.



Petroglyphs of human handprints, Piedras Marcadas Canyon, Petroglyph National Monument

Note the vandalism on the petroglyphs above.

See below for a way to make your own petroglyphs without harming any cultural or natural resources. Choose symbols to communicate a message special to you. Share it with friends and see if they can guess your meaning!


Scraping away the weathered surface reveals a drawing in a different color.



Two macaw parrot petroglyphs, Boca Negra Canyon, Petroglyph National Monument, Albuquerque NM

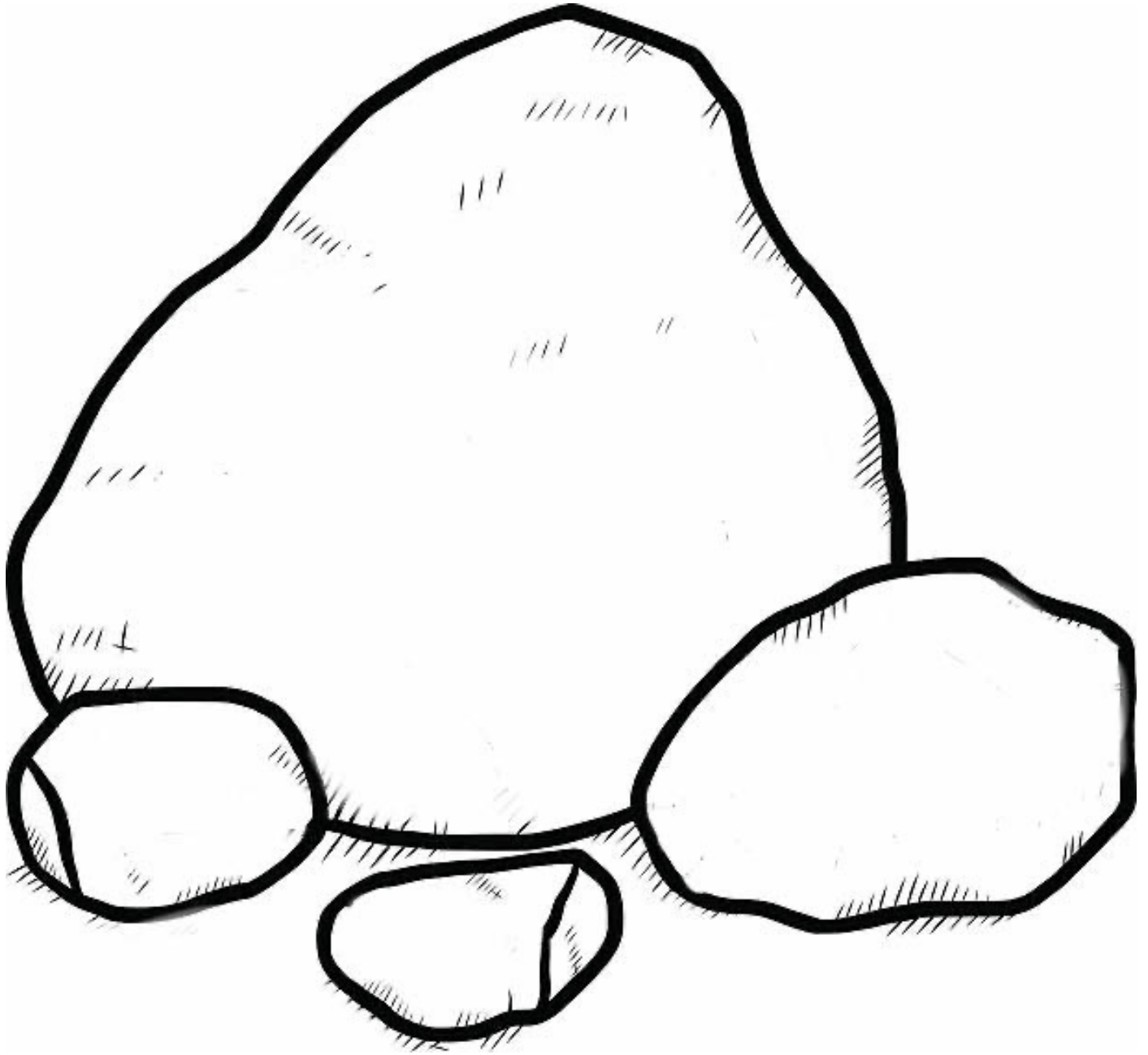
Therefore, petroglyphs are valuable as an archaeological record of past culture and important to people today as part of their living culture.

Petroglyphs are fragile, non-renewable cultural resources that can never be replaced if damaged. As such, they should be preserved and protected.



Make Your Own Petroglyph!

Leave your mark by carving your own symbols and designs onto these rocks. Cover the rocks with clear packaging tape or laminating film. Color the rocks with a dark crayon and then use a toothpick to scratch away your petroglyph.



Resources:

Photo gallery of petroglyphs around the world

<https://geology.com/articles/petroglyphs/more-petroglyphs.shtml>

Petroglyph National Monument - Ancient Puebloan Petroglyph (2:24)

<https://www.youtube.com/watch?v=tj4haNmitUQ>

National Park Service - Petroglyph National Monument, Albuquerque NM

<https://www.nps.gov/petr/learn/historyculture/what.htm>

Hands Over Time Curriculum, Petroglyph National Monument

<https://www.nps.gov/teachers/classrooms/hands-over-time.htm>

Petroglyphs - The Children's Hour podcast

https://www.childrenshour.org/petroglyphs/?utm_source=rss&utm_medium=rss&utm_campaign=petroglyphs


Exploratorium lesson and information about petroglyphs

<https://www.exploratorium.edu/chaco/HTML/TG-petroglyphs.html>

Primer on Symbols – Maxwell Museum of Anthropology

<https://maxwellmuseum.unm.edu/sites/default/files/public/Using%20symbols.pdf>

Photo credits: All photographs - Maxwell Museum of Anthropology



Lulu excited about *Bringing Back the Pack!*